
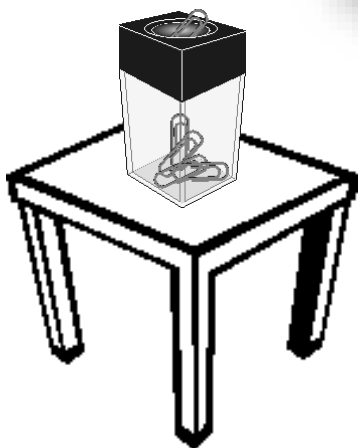


1	2	3	4	5	6	7	8	9	10
---	---	---	---	---	---	---	---	---	----





Géométrie

GEOM.....

Se repérer dans l'espace (1)



au-dessus



Utilise chaque mot dans une phrase (à l'oral).

au-dessous

1

2

3

4

5

6

7

8


9

10

à gauche

à droite

derrière



à l'intérieur

devant



sous

sur

en haut

entre

en bas





Géométrie

GEOM.....


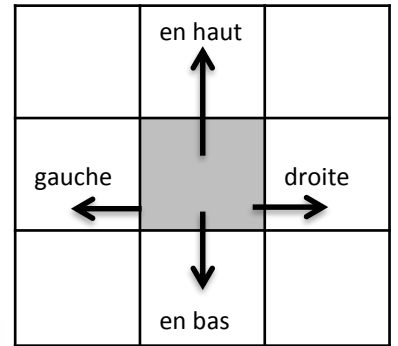
Se repérer dans l'espace (2)



vers la droite



vers la gauche



Colorie la main droite de chaque personnage .







**main
gauche**

**main
droite**

**pied
gauche**

**pied
droit**



**main
gauche**

**ped
gauche**

**ped
droit**







**main
droite**

**pied
gauche**

**pied
droit**



**main
gauche**

**main
droite**

**main
droite**

**main
gauche**





A cartoon illustration of a soldier in a camouflage uniform, helmet, and goggles. The soldier is smiling and has a backpack. The image is used for a language learning exercise, with labels in French pointing to the soldier's body parts. The labels are: 'main droite' (right hand) pointing to the soldier's right hand, 'main gauche' (left hand) pointing to the soldier's left hand, 'pied gauche' (left foot) pointing to the soldier's left foot, and 'pied droit' (right foot) pointing to the soldier's right foot.

**main
droite**

**pied
gauche**

**main
gauche**

**pied
droit**





**main
droite**

**main
gauche**





**main
droite**

**main
gauche**