




# BULLET JOURNAL


.....

# Priorités : SEPTEMBRE




A vertical list of 11 blue circular markers on the left side of the page, each connected to a horizontal dashed line extending across the page. This layout is designed for writing a list of priorities.

# Priorités : octobre




A vertical list of ten blue circular markers on the left side of the page, each followed by a set of three horizontal dashed lines for writing. The markers are arranged vertically from top to bottom, corresponding to the ten lines of the list.

# Priorités : novembre




A vertical list of 11 blue circular markers on the left side of the page, each connected to a horizontal dashed line that spans across the page. This layout is designed for writing a list of priorities.

# Priorités : Décembre




A vertical list of 12 items, each represented by a blue circular bullet point on the left. Each bullet point is connected to a horizontal dashed line that extends across the page, providing a space for writing a priority for each day of the month.

# Priorités : Janvier




A vertical list of 11 blue circular markers on the left side of the page, each connected to a horizontal dashed line extending across the page. This layout is designed for writing a list of priorities for the month of January.

# Priorités : Février



A vertical list of 11 blue circular markers on the left side of the page, each connected to a horizontal dashed line extending across the page. This structure is designed for writing a list of priorities.


# Priorités : Mars



A vertical list of 11 blue circular markers on the left side of the page, each connected to a horizontal dashed line extending across the page. This layout is designed for writing a list of priorities.




# Priorités : Avril




A vertical list of 11 blue circular markers on the left side of the page, each connected to a horizontal dashed line that spans across the page. This layout is designed for writing a list of priorities.

# Priorités : Mai




A vertical list of 11 blue circular markers on the left side of the page, each connected to a horizontal dashed line that spans across the page. This layout is designed for writing a list of priorities.

# Priorités : Juin




A vertical list of 11 blue circular markers on the left side of the page, each connected to a horizontal dashed line that spans across the page. This layout is designed for writing a list of priorities.

# Priorités : Juillet




A vertical list of 11 blue circular markers on the left side of the page, each connected to a horizontal dashed line extending across the page. This structure is designed for writing a list of priorities.

# Priorités : Août




A vertical list of 11 blue circular markers on the left side of the page, each followed by a set of three horizontal dashed lines for writing.



Au jour le jour ...

Large blank area for writing, featuring a vertical column of blue circular hole punches on the left side.



Au jour le jour ...

Large blank area for writing, featuring a vertical column of blue circular hole punches on the left side.

# Notes

