











# Les lettres : voyelles et consonnes

.....  
Colorie les voyelles :






# Les lettres : voyelles et consonnes

.....  
Barre l'intrus dans chaque groupe de lettres :



# Les lettres : voyelles et consonnes

.....  
Barre l'intrus dans chaque ligne :







# Les lettres : voyelles et consonnes

.....  
Découpe les consonnes, place les tour à tour devant les voyelles pour les faire chanter :

Grid of speech bubbles for cutting and pasting:

- Row 1: e, a
- Row 2: i, y
- Row 3: o, u



# Les lettres : voyelles et consonnes

.....  
Découpe les consonnes, place les tour à tour devant les voyelles  
pour les faire chanter :

Speech bubble 1: Ghost with 'e' and musical notes.

Speech bubble 2: Ghost with 'a' and musical notes.

Speech bubble 3: Ghost with 'i'.

Speech bubble 4: Ghost with 'y'.

Speech bubble 5: Ghost with 'o'.

Speech bubble 6: Ghost with 'u'.



Ghost 1: 'n'

Ghost 2: 'r'

Ghost 3: 's'

Ghost 4: 'm'

Ghost 5: 'l'